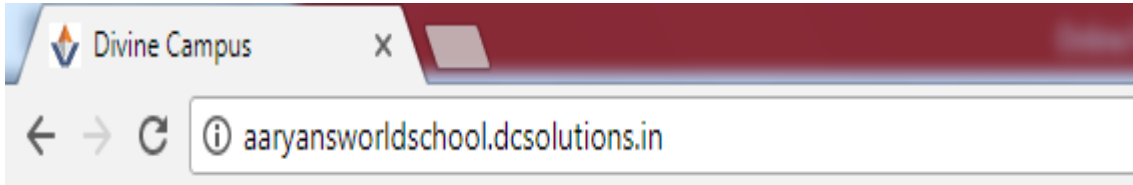
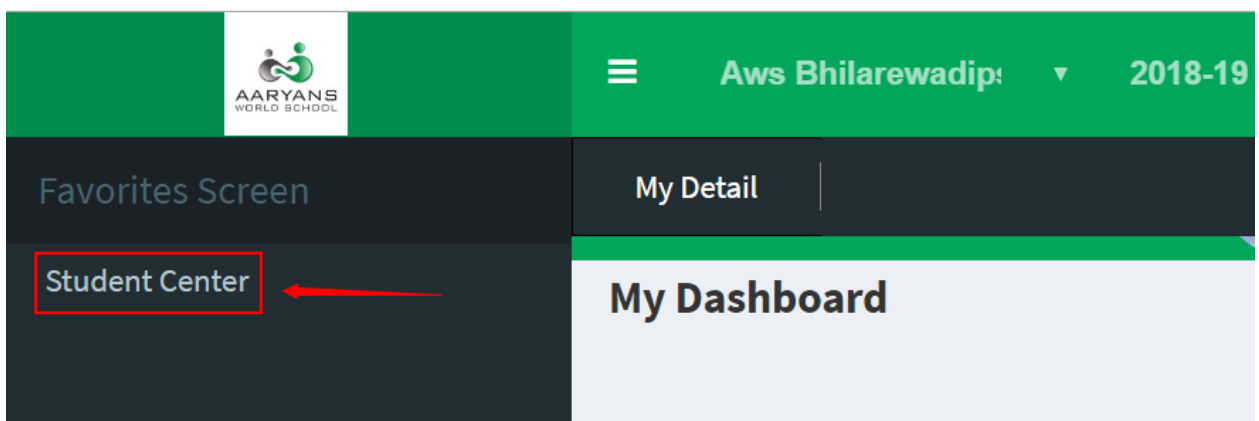


Online Payment Process

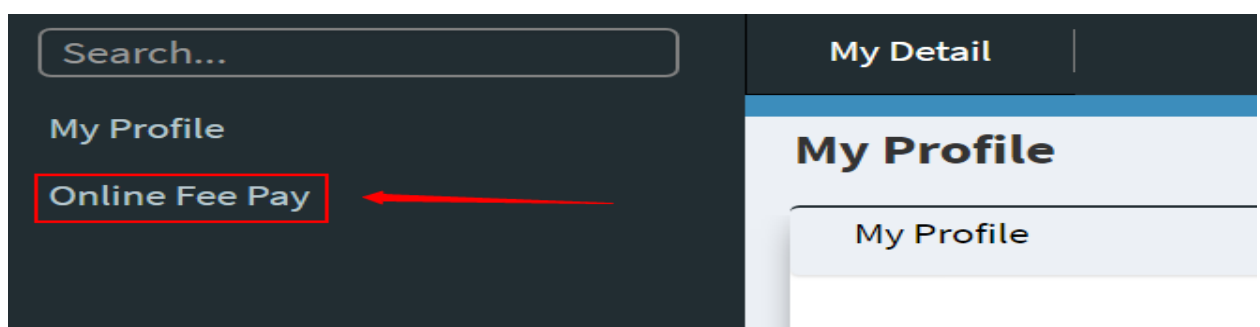
1. Type URL : **aaryansworldschool.dcsolutions.in** in address bar of **Google chrome**.



2. Click on **Login** button.
3. Select School in which your child is studying.
Eg :AwsBhilarewadi – (Pri – Sec)
4. Select Academic year **2018-19**.
5. Type your **Username** and **Password** mention in the fee Invoice.
6. Click on **Log In**.
7. Click on **Student Center**.



8. Click on **Online Fee Pay**



Online Payment Process

9. Select **Check box** of the Fees details and click on **“View Pay Detail”**

Collection Group					
<input type="checkbox"/>	Collection Group	Receipt Book	Pending Amount	Start Date	End Date
<input checked="" type="checkbox"/>	Collection grp17-18	Divine Primary School	15500.12	01/06/2017	30/03/2018
	Total		15500.12		

10. Select all the Mandatory fields marked by **red ***. Select **check box** over the pay fee button. Click on **Pay Fee**.

Pay Type *	Name *	EmailID *
<input type="text" value="Net Banking"/>	<input type="text" value="CHOUGULE SIDDHI VIVE"/>	<input type="text" value="abc@gmail.com"/>
Mobile No *		
<input type="text" value="7843546548"/>		
Terms & Conditions	Privacy Policy	Payment Policy
Disclaimer		
<input checked="" type="checkbox"/> I have read and agree to the Terms & Conditions.		
<input type="button" value="Pay Fee"/>		

11. After doing payment, you will get mail from **PayUMoney**, if your payment is done successfully.

12. Also you can download payment receipt from **Online fee pay** tab only.